

MAY 2024

# BUILDING & CONSTRUCTION AUSTRALIAN CAPITAL TERRITORY



## NON-RESIDENTIAL BUILDING

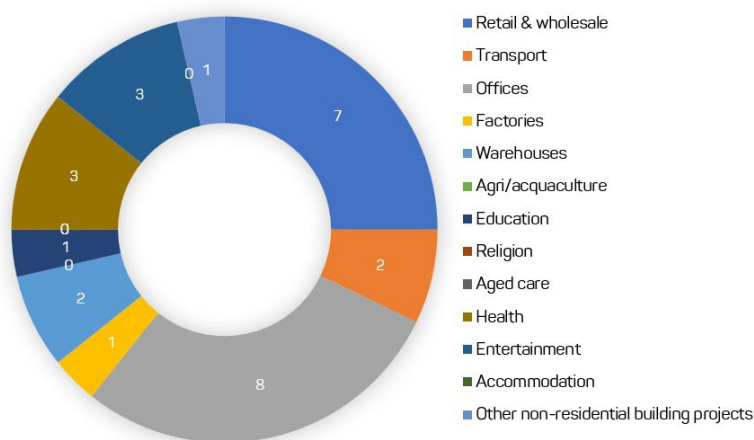
April 2024

28 non-residential building jobs valued at \$35.8 million were approved in ACT.

\$1,278,700 average value of non-residential building jobs approved.

48.1% public sector share of non-residential building jobs approved.

### Non-residential building jobs approved



## CIVIL CONSTRUCTION

Civil construction work, December 2023 quarter



### Civil works by activity, December 2023 quarter (\$m)

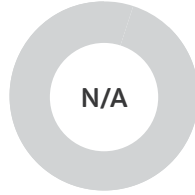
Activity	Started	Done	To be done
Bridges, railways and harbours	N/A	\$11.7	\$45.3
Roads, highways and subdivisions	\$4.6	\$48.7	\$58.5
Water storage and supply, sewerage and drainage	\$6.6	\$7.4	\$57.3
Electricity generation, transmission and distribution incl pipelines	\$65.5	\$44.7	\$33.1
Telecommunications	\$51.1	\$51.0	\$1.2
Heavy industry	\$4.5	\$4.5	N/A
Recreation & other	\$29.4	\$31.8	\$5.4
<b>TOTAL</b>	<b>\$161.6</b>	<b>\$199.9</b>	<b>\$200.8</b>

## RESIDENTIAL BUILDING

### House prices: year to May 2024

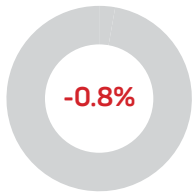


Canberra

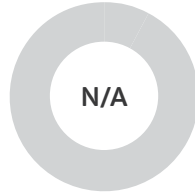


Regional ACT

### Unit prices: year to May 2024



Canberra



Regional ACT

### Rental price changes in Canberra

+0.2%  
During  
Mar 2024  
quarter



+1.7%  
Over year to  
Mar 2024

### Building approvals: April 2024



341

Total new home  
building approvals  
+73.1%  
change on  
Apr 2023



65

Detached houses  
+8.3%  
change on  
Apr 2023



276

Units/apartments  
+101.5%  
change on  
Apr 2023



\$6.5 million

Home renovations  
-37.6%  
change on  
Apr 2023

### Residential building work during December 2023 quarter

#### COMMENCED NEW HOMES

3,896

All dwellings

868

Detached houses

3,028

Apartments/units

#### COMPLETED NEW HOMES

4,207

All dwellings

1,493

Detached houses

2,714

Apartments/units

### New homes still under construction on 31 December 2023



6,911

All dwellings

794

Detached houses

6,117

Apartments/units

### New homes approved but not yet commenced as at 31 December 2023



1,772

All dwellings

113

Detached houses

1,659

Apartments/units

### Lending indicators: March 2024

17

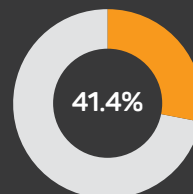
Loans to owner occupiers for  
construction of new home  
-50.0% change on Mar 2023

11

Loans to investors for construction  
of new home  
-54.2% change on Mar 2023

21


Loans to owner occupiers for  
residential land purchase  
+320.0% change on Mar 2023



First Home Buyers  
share of loans

## LABOUR MARKET

April 2024



## CONSTRUCTION BUSINESSES

June 2023

**6,626**

Construction Businesses

Number of workers



3,554	0
2,971	1-19
101	20-199
0	+200

Turnover



**20.6%**  
turnover <\$50,000

**2.6%**  
turnover >\$10m

## CONSTRUCTION WORKFORCE

February 2024



**16,165**

People employed in  
construction in ACT

**5,640**

Resi/commercial  
builders

**578**

Civil construction  
builders

**9,948**

Resi/commercial  
subcontractors

**6.1%**

Of ACT jobs are in  
construction

**14.2%**

Account for women working  
in ACT construction

## CONSTRUCTION INDUSTRY APPRENTICES AND TRAINEES

September 2023

**2,066**

Construction apprentices in-training



**1,110**

New starts

**417**

Completions


**6.4%**

Female share of construction  
apprentice commencements



**514**

apprentice carpenters  
in training



**342**

apprentice plumbers  
in training