

SEPTEMBER 2023

BUILDING & CONSTRUCTION AUSTRALIAN CAPITAL TERRITORY



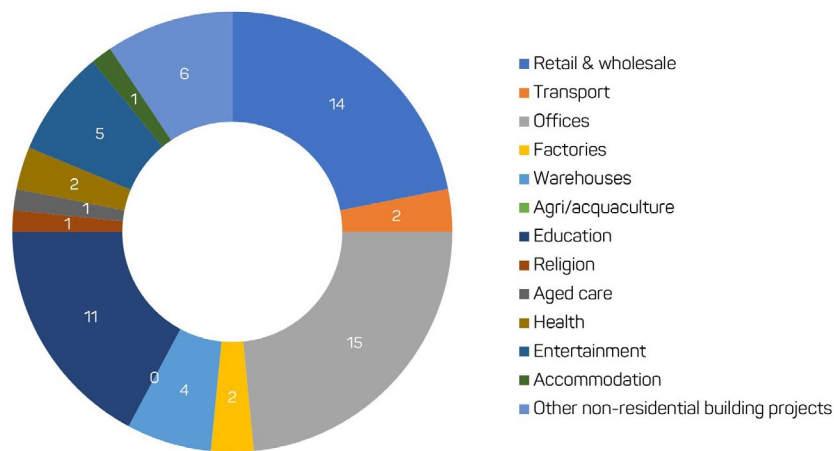
NON-RESIDENTIAL BUILDING

64 non-residential building jobs valued at \$52.9 million were approved in ACT.

\$826,800 average value of non-residential building jobs approved.

9.4% public sector share of non-residential building jobs approved.

Non-residential building jobs approved



CIVIL CONSTRUCTION

Civil construction work, June 2023 quarter



\$217.3m
Works started



\$266.6m
Works done



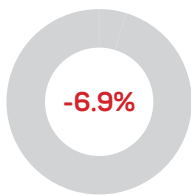
\$235.0m
Works yet to be done

Civil works by activity, June 2023 quarter (\$m)

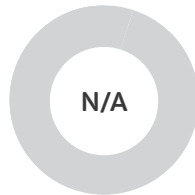
	Started	Done	To be done
Bridges, railways and harbours	\$6.9	\$13.8	\$46.7
Roads, highways and subdivisions	\$4.2	\$41.3	\$93.9
Water storage and supply, sewerage and drainage	\$44.7	\$21.0	\$71.0
Electricity generation, transmission and distribution incl pipelines	\$37.1	\$56.5	\$17.3
Telecommunications	\$44.8	\$44.7	\$4.2
Heavy industry	\$0.1	\$0.1	na
Recreation & other	\$79.6	\$89.2	\$1.9
TOTAL	\$217.3	\$266.6	\$235.0

RESIDENTIAL BUILDING

House prices: year to August 2023

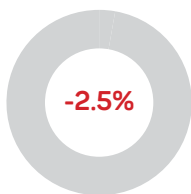


Canberra

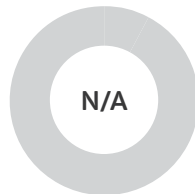


Regional ACT

Unit prices: year to August 2023



Canberra



Regional ACT

Rental price changes in Canberra

+1.1%
During June
2023 quarter



+4.3%
Over year to
June 2023
quarter

Building approvals: July 2023



293

Total new home
building approvals
+17.7%
change on
July 2022



92

Detached houses
-19.3%
change on
July 2022



201

Units/apartments
+48.9%
change on
July 2022



\$7.9 million

Home renovations
-10.0%
change on
July 2022

Residential building work done over year to March 2023

COMMENCED NEW HOMES

5,006

All dwellings

1,369

Detached houses

3,637

Apartments/units

COMPLETED NEW HOMES

5,602

All dwellings

1,505

Detached houses

4,097

Apartments/units

New homes still under construction on 31 March 2023



7,206

All dwellings

1,233

Detached houses

5,973

Apartments/units

New homes approved but not yet commenced as at 31 March 2023



988

All dwellings

40

Detached houses

948

Apartments/units

Lending indicators: July 2023

30

Loans to owner occupiers for
construction of new home
-58.3% change on July 2022

17

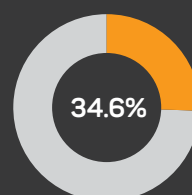
Loans to investors for construction
of new home
-51.4% change on July 2022

10

Loans to owner occupiers for
residential land purchase
-65.5% change on July 2022


13

Loans to investors for residential
land purchase
No Data change on July 2022



First Home Buyers
share of loans

LABOUR MARKET
August 2023



CONSTRUCTION WORKFORCE



13,728
People employed in
construction in ACT

4,779 Resi/commercial
builders

1,020 Civil construction
builders

7,928 Resi/commercial
subcontractors

5.4%

Of ACT jobs are in
construction

9.6%

Account for women working
in ACT construction

CONSTRUCTION BUSINESSES

6,529

Construction Businesses
(at June 2022)

Number of workers



3,475	0
2,954	1-19
100	20-199
0	+200

Turnover



20.6%
turnover <\$50,000

2.6%
turnover >\$10m

**CONSTRUCTION INDUSTRY
APPRENTICES AND TRAINEES**

2,098

Construction apprentices in-training
(at December 2022)



1,412 new starts
(year to December 2022)

559 completions
(year to December 2022)

7.3%

Female share of construction
apprentice commencements
(year to December 2022)



487
apprentice carpenters
in training



343
apprentice plumbers
in training