

JUNE 2023

BUILDING & CONSTRUCTION

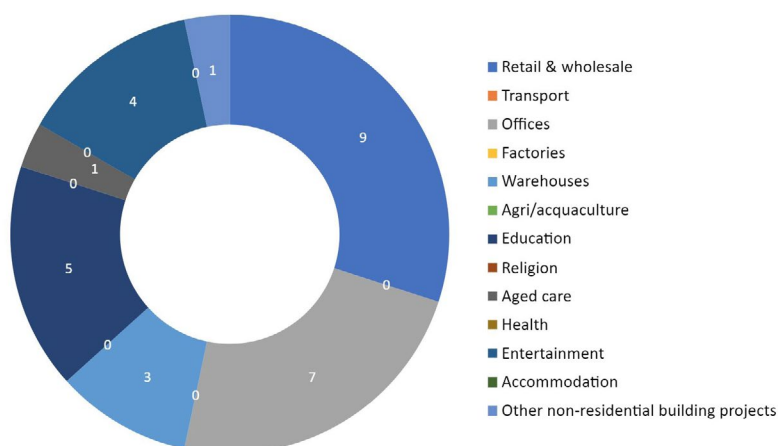
AUSTRALIAN CAPITAL TERRITORY



NON-RESIDENTIAL BUILDING

30 non-residential building jobs valued at **\$100.6 million** were approved in ACT.
\$3,354,200 average value of non-residential building jobs approved.
0.5% public sector share of non-residential building jobs approved.

Non-residential building jobs approved



CIVIL CONSTRUCTION

Civil construction work, March 2023 quarter



Civil works by activity, March 2023 quarter (\$m)

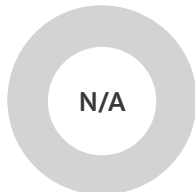
	Started	Done	To be done
Bridges, railways and harbours	\$59.0	\$9.0	\$52.3
Roads, highways and subdivisions	\$11.3	\$45.8	\$141.4
Water storage and supply, sewerage and drainage	\$10.8	\$22.2	\$39.8
Electricity generation, transmission and distribution incl pipelines	\$41.2	\$72.9	\$32.9
Telecommunications	\$52.9	\$52.8	\$2.3
Heavy industry	\$2.5	\$2.5	N/A
Recreation & other	\$30.4	\$37.9	\$1.9
TOTAL	\$208.1	\$243.1	\$270.6

RESIDENTIAL BUILDING

House prices: year to May 2023

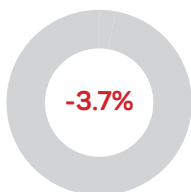


Canberra

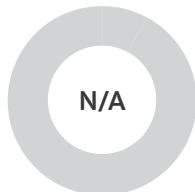


Regional ACT

Unit prices: year to May 2023



Canberra



Regional ACT

Rental price changes in Canberra

+1.0%
During March
2023 quarter



+4.8%
Over year to
March 2023
quarter

Building approvals: April 2023



197

Total new home
building approvals

+66.9%
change on
Apr 2022



70

Detached houses

-14.6%
change on
Apr 2022



127

Units/apartments

+252.8%
change on
Apr 2022



\$10.5 million

Home renovations

+3.9%
change on
Apr 2022

Residential building work done over year to December 2022

COMMENCED NEW HOMES

5,439

All dwellings

1,616

Detached houses

3,823

Apartments/units

COMPLETED NEW HOMES

4,772

All dwellings

1,406

Detached houses

3,366

Apartments/units

New homes still under construction on 31 December 2022



7,685

All dwellings

1,410

Detached houses

6,275

Apartments/units

New homes approved but not yet commenced as at 31 December 2022



861

All dwellings

36

Detached houses

825

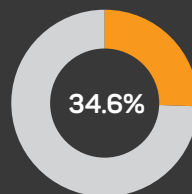
Apartments/units

Lending indicators: April 2023

75

Loans to owner occupiers for
construction of new home


-76.6% change on Apr 2022



First Home Buyers
share of loans

LABOUR MARKET

April 2023



CONSTRUCTION WORKFORCE



16,378
People employed in
construction in ACT

5,474 Resi/commercial
builders

1,253 Civil construction
builders

9,651 Resi/commercial
subcontractors

6.1%

Of ACT jobs are in
construction

7.9%

Account for women working
in ACT construction

CONSTRUCTION BUSINESSES

6,529

Construction Businesses
(at June 2022)

Number of workers



3,475	0
2,954	1-19
100	20-199
0	+200

Turnover



20.6%
turnover <\$50,000

2.6%
turnover >\$10m

CONSTRUCTION INDUSTRY APPRENTICES AND TRAINEES

2,216

Construction apprentices in-training
(at September 2022)



1,406 new starts
(year to Sept 2022)

529 completions
(year to Sept 2022)

7.3% Female share of construction
apprentice commencements
(year to Sept 2022)



136
apprentice carpenters
in training



105
apprentice plumbers
in training