

MAY 2023

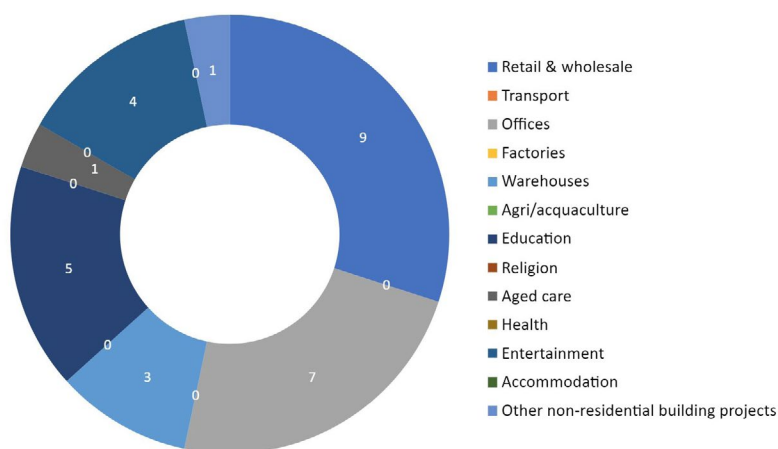
BUILDING & CONSTRUCTION AUSTRALIAN CAPITAL TERRITORY



NON-RESIDENTIAL BUILDING

30 non-residential building jobs valued at **\$100.6 million** were approved in ACT.
\$3,354,200 average value of non-residential building jobs approved.
0.5% public sector share of non-residential building jobs approved.

Non-residential building jobs approved



CIVIL CONSTRUCTION

Civil construction work, December 2022 quarter

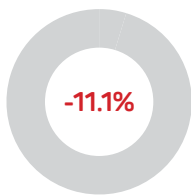


Civil works by activity, December 2022 quarter (\$m)

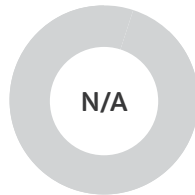
	Started	Done	To be done
Bridges, railways and harbours	\$2.2	\$0.8	\$4.5
Roads, highways and subdivisions	\$25.5	\$23.8	\$184.6
Water storage and supply, sewerage and drainage	\$3.7	\$27.7	\$51.3
Electricity generation, transmission and distribution incl pipelines	\$35.8	\$33.0	\$27.2
Telecommunications	\$51.7	\$45.7	\$4.1
Heavy industry	N/A	\$0.5	N/A
Recreation & other	\$42.8	\$53.4	\$7.9
TOTAL	\$161.8	\$184.9	\$279.5

RESIDENTIAL BUILDING

House prices: year to April 2023

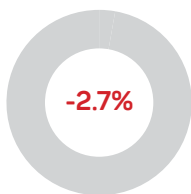


Canberra

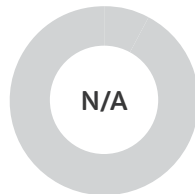


Regional ACT

Unit prices: year to April 2023



Canberra



Regional ACT

Rental price changes in Canberra

+1.0%
During March
2023 quarter



+4.8%
Over year to
March 2023
quarter

Building approvals: April 2023



197

Total new home
building approvals

+66.9%
change on
Apr 2022



70

Detached houses

-14.6%
change on
Apr 2022



127

Units/apartments

+252.8%
change on
Apr 2022



\$10.5 million

Home renovations

+3.9%
change on
Apr 2022

Residential building work during December 2022 quarter

COMMENCED NEW HOMES

5,439

All dwellings

1,616

Detached houses

3,823

Apartments/units

COMPLETED NEW HOMES

4,772

All dwellings

1,406

Detached houses

3,366

Apartments/units

New homes still under construction on 31 December 2022



7,685

All dwellings

1,410

Detached houses

6,275

Apartments/units

New homes approved but not yet commenced as at 31 December 2022



861

All dwellings

36

Detached houses

825

Apartments/units

Lending indicators: March 2023

81

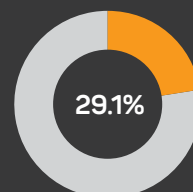
Loans to owner occupiers for
construction of new home

-63.8% change on Mar 2022

34

Loans to owner occupiers for
residential land purchase


-86.5% change on Mar 2022



First Home Buyers
share of loans

LABOUR MARKET

April 2023



CONSTRUCTION WORKFORCE



16,604
People employed in
construction in ACT

5,686 Resi/commercial
builders

467 Civil construction
builders

10,451 Resi/commercial
subcontractors



Of ACT jobs are in
construction



Account for women working
in ACT construction

CONSTRUCTION BUSINESSES

6,529

Construction Businesses
(at June 2022)

Number of workers



3,475	0
2,954	1-19
100	20-199
0	+200

Turnover



20.6%
turnover <\$50,000

2.6%
turnover >\$10m

CONSTRUCTION INDUSTRY APPRENTICES AND TRAINEES

2,216

Construction apprentices in-training
(at September 2022)



1,406 new starts
(year to Sept 2022)

529 completions
(year to Sept 2022)



Female share of construction
apprentice commencements
(year to Sept 2022)



136
apprentice carpenters
in training



105
apprentice plumbers
in training