

MARCH 2023

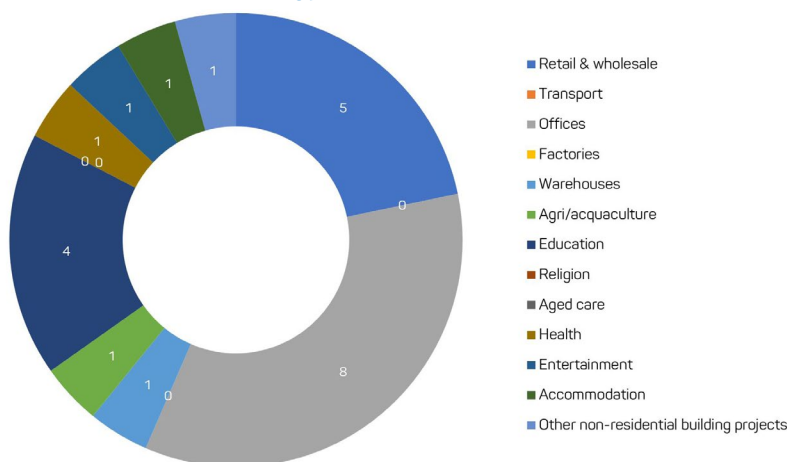
BUILDING & CONSTRUCTION AUSTRALIAN CAPITAL TERRITORY



NON-RESIDENTIAL BUILDING

23 non-residential building jobs valued at **\$32.6 million** were approved in ACT.
\$1,419,087 average value of non-residential building jobs approved.
33.3% public sector share of non-residential building jobs approved.

Non-residential building jobs approved



CIVIL CONSTRUCTION

Civil construction work, December 2022 quarter

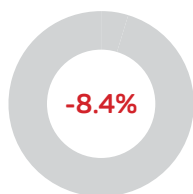


Civil works by activity, December 2022 quarter (\$m)

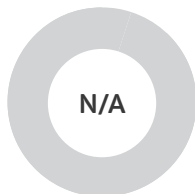
Activity	Started	Done	To be done
Bridges, railways and harbours	\$2.2	\$0.8	\$4.5
Roads, highways and subdivisions	\$25.5	\$23.8	\$184.6
Water storage and supply, sewerage and drainage	\$3.7	\$27.7	\$51.3
Electricity generation, transmission and distribution incl pipelines	\$35.8	\$33.0	\$27.2
Telecommunications	\$51.7	\$45.7	\$4.1
Heavy industry	N/A	\$0.5	N/A
Recreation & other	\$42.8	\$53.4	\$7.9
TOTAL	\$161.8	\$184.9	\$279.5

RESIDENTIAL BUILDING

House prices: year to February 2023



Canberra

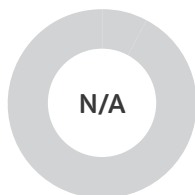


Regional ACT

Unit prices: year to February 2023



Canberra



Regional ACT

Rental price changes in Canberra

+1.1%
During Dec
2022 quarter



+6.0%
Over year to
Dec 2022
quarter

Building approvals: January 2023



262

Total new home
building approvals

+204.7%
change on
Jan 2022



42

Detached houses

-50.6%
change on
Jan 2022



220

Units/apartments

No Data
change on
Jan 2022



\$4.9 million

Home renovations

-30.4%
change on
Jan 2022

Residential building work during September 2022 quarter

COMMENCED NEW HOMES

6,178

All dwellings

1,763

Detached houses

4,415

Apartments/units

COMPLETED NEW HOMES

5,092

All dwellings

1,294

Detached houses

3,798

Apartments/units

New homes still under construction on 30 September 2022



8,324

All dwellings

1,455

Detached houses

6,869

Apartments/units

New homes approved but not yet commenced as at 30 September 2022



192

All dwellings

61

Detached houses

131

Apartments/units

Lending indicators: January 2023

24

Loans to owner occupiers for
construction of new home

-73.6% change on Jan 2022

15

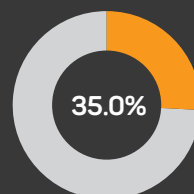
Loans to investors for construction
of new home

No Data change on Jan 2022

22


Loans to owner occupiers for
residential land purchase

-12.0% change on Jan 2022



First Home Buyers
share of loans

LABOUR MARKET
February 2023



CONSTRUCTION WORKFORCE

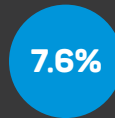


16,604
People employed in
construction in ACT

5,686 Resi/commercial
builders

467 Civil construction
builders

10,451 Resi/commercial
subcontractors



Of ACT jobs are in
construction



Account for women working
in ACT construction

CONSTRUCTION BUSINESSES

6,529

Construction Businesses
(at June 2022)

Number of workers



3,475	0
2,954	1-19
100	20-199
0	+200

Turnover



20.6%
turnover <\$50,000

2.6%
turnover >\$10m

**CONSTRUCTION INDUSTRY
APPRENTICES AND TRAINEES**

2,216

Construction apprentices in-training
(at September 2022)



1,406 new starts
(year to Sept 2022)

529 completions
(year to Sept 2022)



Female share of construction
apprentice commencements
(year to Sept 2022)



136
apprentice carpenters
in training



105
apprentice plumbers
in training