

SEPTEMBER 2022

BUILDING & CONSTRUCTION

AUSTRALIAN CAPITAL TERRITORY



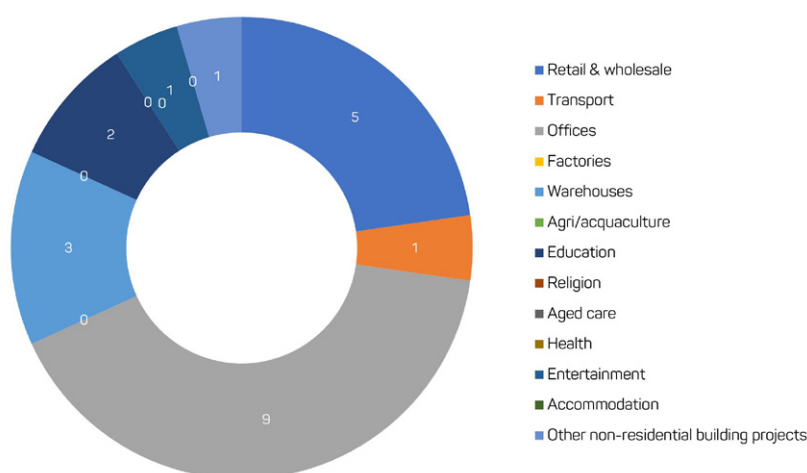
NON-RESIDENTIAL BUILDING

22 non-residential building jobs valued at **\$28.2 million** were approved in ACT.

\$1,283,500 average value of non-residential building jobs approved.

8.1% public sector share of non-residential building jobs approved.

Non-residential building jobs approved



CIVIL CONSTRUCTION

Civil construction work, June 2022 quarter



\$223.8m
Works started



\$219.7m
Works done



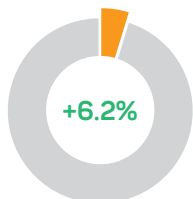
\$229.2m
Works yet to be done

Civil works by activity, June 2022 quarter (\$m)

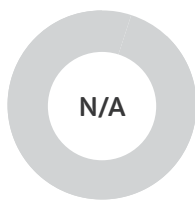
	Started	Done	To be done
Bridges, railways and harbours	\$1.3	\$1.7	\$4.5
Roads, highways and subdivisions	\$70.2	\$53.6	\$66.9
Water storage and supply, sewerage and drainage	\$27.6	\$33.8	\$91.1
Electricity generation, transmission and distribution incl pipelines	\$35.5	\$35.1	\$4.6
Telecommunications	\$33.1	\$34.4	\$6.0
Heavy industry	\$0.2	\$0.3	\$0.0
Recreation & other	\$55.8	\$60.8	\$56.0
TOTAL	\$223.8	\$219.7	\$229.2

RESIDENTIAL BUILDING

House prices: year to August 2022

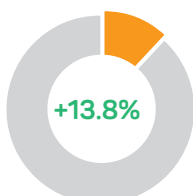


Canberra

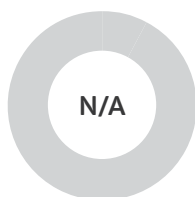


Regional ACT

Unit prices: year to August 2022



Canberra



Regional ACT

Rental price changes in Canberra

+1.5%
During June
2022 quarter



+5.1%
Over year to
June 2022
quarter

Building approvals: July 2022



249

Total new home
building approvals

+36.8%
change on
July 2021



115

Detached houses

-5.0%
change on
July 2021



134

Units/apartments

+119.7%
change on
July 2021



\$8.8 million

Home renovations

-6.2%
change on
July 2021

Residential building work during March 2022 quarter

COMMENCED NEW HOMES

5,529

All dwellings

1,656

Detached houses

3,872

Apartments/units

COMPLETED NEW HOMES

4,200

All dwellings

1,123

Detached houses

3,077

Apartments/units

New homes still under construction on 31 March 2022



7,973

All dwellings

1,385

Detached houses

6,588

Apartments/units

New homes approved but not yet commenced as at 31 March 2022



514

All dwellings

123

Detached houses

391

Apartments/units

Lending indicators: July 2022

176

Loans to owner occupiers for
construction of new home

+24.8% change on July 2021

35

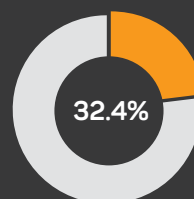
Loans to investors for construction
of new home

+66.7% change on July 2021

29

Loans to owner occupiers for
residential land purchase


-67.8% change on July 2021



First Home Buyers
share of loans

LABOUR MARKET

August 2022



CONSTRUCTION WORKFORCE



15,977
People employed in
construction in ACT

5,808 Resi/commercial
builders

931 Civil construction
builders

9,238 Resi/commercial
subcontractors



Of ACT jobs are in
construction



Account for women working
in ACT construction

CONSTRUCTION BUSINESSES

6,150

Construction Businesses
(at June 2021)

Number of workers



3,287	0
2,758	1-19
105	20-199
0	+200

Turnover



19.3%
turnover <\$50,000

2.6%
turnover >\$10m

CONSTRUCTION INDUSTRY APPRENTICES AND TRAINEES

2,070

Construction apprentices in-training
(at December 2021)



1,290 new starts
(year to December 2021)

390 completions
(year to December 2021)

5.8% Female share of construction
apprentice commencements
(year to December 2021)



104
apprentice carpenters
in training



71
apprentice plumbers
in training