

SEPTEMBER 2021

BUILDING & CONSTRUCTION AUSTRALIAN CAPITAL TERRITORY

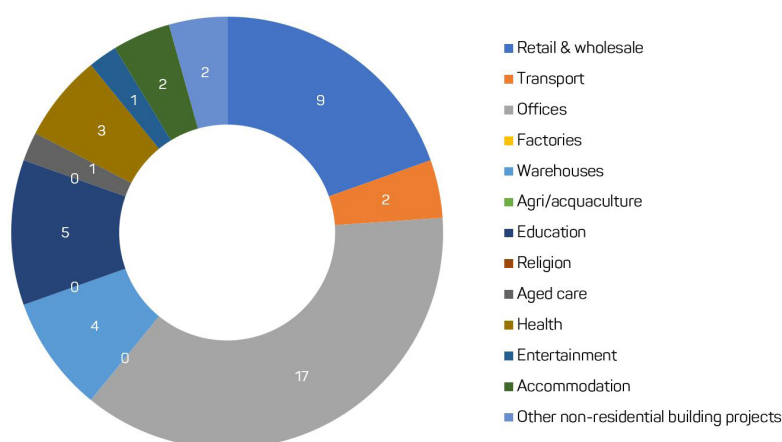


NON-RESIDENTIAL BUILDING

46 non-residential building jobs valued at \$568.0 million were approved in ACT in July 2021.

Public sector share of non-residential building jobs approved in July 2021: 92.4%

Non-residential building jobs approved, July 2021 (number of jobs)



CIVIL CONSTRUCTION

Civil construction work, March 2021 quarter

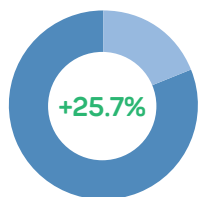


Civil works by activity, March 2021 quarter (\$m)

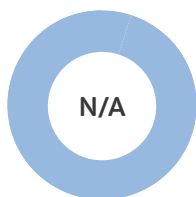
Activity	Started	Done	To be done
Other transport	\$0.0	\$2.8	\$5.9
Roads	\$24.2	\$30.0	\$72.7
Water & sewerage	\$15.9	\$20.0	\$118.3
Electricity	\$19.3	\$19.2	\$0.0
Telecommunications	\$65.3	\$45.4	\$5.5
Heavy industry	\$0.0	\$0.0	\$0.0
Recreation & other	\$23.0	\$35.0	\$82.6
TOTAL	\$147.7	\$152.4	\$285.1

RESIDENTIAL BUILDING

House prices: year to August 2021

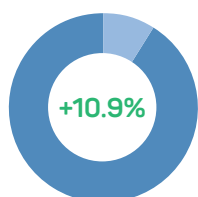


Canberra

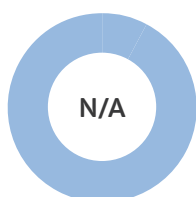


Regional ACT

Unit prices: year to August 2021



Canberra



Regional ACT

Rental price changes in Canberra

+1.1%
During June
2021 quarter



+2.4%
Over year to
June 2021
quarter

Building approvals: July 2021



182

Total new home
building approvals

-64.9%
change on
July 2020



121

Detached houses

+11.0%
change on
July 2020



61

Units/apartments

-85.1%
change on
July 2020



\$9.3 million

Home renovations

-39.5%
change on
July 2020

Residential building work during March 2021 quarter

COMMENCED NEW HOMES

1,668

All dwellings

395

Detached houses

1,273

Apartments/units

COMPLETED NEW HOMES

765

All dwellings

266

Detached houses

499

Apartments/units

New homes still under construction on 31 March 2021



6,645

All dwellings

877

Detached houses

5,768

Apartments/units

New homes approved but not yet commenced as at 31 March 2021



685

All dwellings

20

Detached houses

665

Apartments/units

Lending indicators: June 2021

101

Loans to owner occupiers for
construction of new home

+77.2% change on June 2020

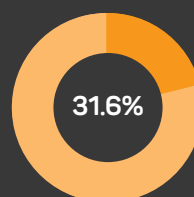
21

Loans to owner occupiers for
residential land purchase

90

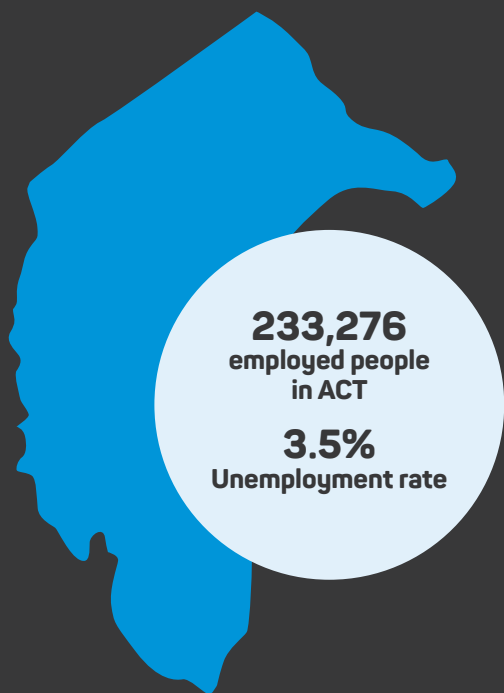
Loans to owner occupiers for
residential land purchase

+100.0% change on July 2020



First Home Buyers
share of loans

**LABOUR MARKET,
August 2021 quarter**



15,331
People employed in
construction in ACT

4,643 Resi/commercial
builders

1,077 Civil construction
builders

9,610 Resi/commercial
subcontractors



Of ACT jobs are in
construction



Account for women working
in ACT construction



5,770
Construction Businesses



1,900
Construction apprentices in-training
(end of Dec 2020)

SIZE (# WORKERS)

0	3,337
1-19	2,347
20-199	86
+200	0

SIZE (TURNOVER)



turnover less than \$50,000



turnover greater than \$10m

985

new starts
(year to Dec 2020)

390

completions
(year to Dec 2020)



90
apprentice
carpenters
in training



60
apprentice
plumbers
in training